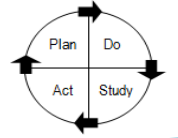
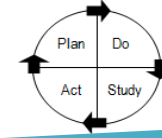
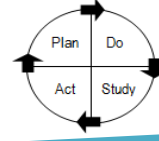
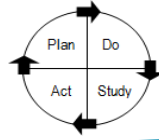


Ramp Plan

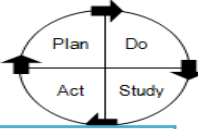
August 2020 version



<Enter Intervention>	Test Cycle 1	Test Cycle 2	Test Cycle 3	Test Cycle 4
<p>Test Cycle Description, including changes in scale/time:</p>				



This work is licensed under the Creative Commons Attribution-NonCommercial-ShareAlike 4.0 International License. To view a copy of this license, visit <http://creativecommons.org/licenses/by-nc-sa/4.0/> or send a letter to Creative Commons, PO Box 1866, Mountain View, CA 94042, USA. If you have any comments, questions or feedback regarding this tool, please email your feedback to AC4U@cchmc.org. Template created and maintained by The James M. Anderson Center for Health Systems Excellence at Cincinnati Children's Hospital Medical Center.



Project Title:	Healthy Beginnings 2024: An ACHIA Trauma Informed Care and Resiliency QI Collaborative
-----------------------	--

Intervention Name:	
---------------------------	--

What key driver does this test impact?	<input type="checkbox"/> Prepare Practice
	<input type="checkbox"/> Utilize a Strengths-based approach
	<input type="checkbox"/> Screen for potential barriers to early relational health
	<input type="checkbox"/> Foster and continually expand referral networks and resources

Test Cycle #:		Test Cycle Start Date:		Test Cycle Completion Date:	
----------------------	--	-------------------------------	--	------------------------------------	--

What would the successful test look like? Include how you will measure success for this test cycle:

What do you predict will happen? This should be your realistic prediction.

Action steps to carry out the test cycle (who, what, where & when):

the plan?

STUDY:

How did the results compare to your prediction? What did you learn?

ACT: *(to be completed after the test cycle)*

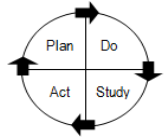
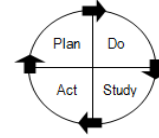
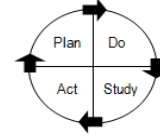
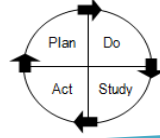
Adapt What will you change in the next test if “adapt”. *(Modify intervention to reflect learning and/or increase scale)*

Adopt

Abandon

Ramp Summary

August 2020 version



	<Enter Intervention>	Test Cycle 1	Test Cycle 2	Test Cycle 3	Test Cycle 4
Plan	Describe the intent and structure of the test cycle.				
Do	What changed from the previous test cycle?				
Study	Results: Data and Observations				
Act	Action (Adapt, Adopt or Abandon):				