

Educator Preparation Institutional Report Card
for Performance on Required Content Knowledge and Pedagogy Tests

and

Responses to the First-Year Teacher Survey created by the
Alabama Association of Colleges for Teacher Education

for

The University of Alabama at Birmingham

Administered by the
Alabama State Department of Education

September 2022

Report Card and Survey Information

Educator Preparation Institutional Report Card

Performance on Required Content Knowledge and Pedagogy Tests

To earn an Alabama educator certificate, based on completion of a traditional approach, an applicant must complete an approved program with a prescribed grade point average (GPA) and meet assessment requirements. Prior to September 1, 2018, assessment requirements included a written test of pedagogical knowledge, Principles of Learning and Teaching (PLT), and a Praxis content test specific to the teaching field or subject for which certification is sought. Effective September 1, 2018, edTPA, a performance assessment, replaced the PLT. No exceptions are made with regard to these requirements.

Responses to the First-Year Teacher Survey created by the

Alabama Association of Colleges for Teacher Education

Alabama Association of Colleges for Teacher Education members developed a survey to be administered electronically to first-year teachers who, during the 2017-2018 school year, completed an Alabama State Board of Education-approved undergraduate (Class B) or alternative master's degree (Class A) program leading to their first or initial Professional Educator Certificate. A companion survey was administered electronically to the employers of those first-year teachers. Data provided in this report include a summary of survey categories and the percentage of first-year teachers who strongly agreed, agreed, disagreed, or strongly disagreed that their program prepared them to teach successfully. The data also provide the percentage of employers who rated their first-year teachers as teacher leader, effective teacher, emerging teacher, or ineffective teacher.

Educator Preparation Institutional Report Card
 Performance on Required Content Knowledge and Pedagogy
The University of Alabama at Birmingham - Program Information

Program Approval & Accreditation

<i>Programs Are Approved</i>	Yes
<i>Programs Are Accredited</i>	Yes

Number of Class B Certificates Earned

91

Number of Class A Certificates Earned

56

Nationally Recognized Programs

Class B	Music Education	National Association for Schools of Music
Class A	English for Speakers of Other Languages	International Association of Teachers of English to Sepakers of Other ..
	Music Education	National Association for Schools of Music
	School Counselor	Council for Accreditation of Counseling and Related Educational Progr..
	Visual Arts	National Association of Schools of Art and Design

Educator Preparation Institutional Report Card
Performance on Required Content Knowledge and Pedagogy
None - Bachelor's - Principles of Teaching and Learning

* - Information not reported for less than five test takers
X - Either an inactive program or no program in the specific area

Program Approval & Accreditation

Programs Are Approved **Yes**
Programs Are Accredited **Yes**

Nationally Recognized Programs

Class B	Music Education	National Association for Schools of Music
---------	-----------------	---

Number of Class B Certificates Earned

91

Educator Preparation Institutional Report Card
 Performance on Required Content Knowledge and Pedagogy
 The University of Alabama at Birmingham - Bachelor's - NOT IN ED Praxis Content Tests

* - Information not reported for less than five test takers
 X - Either an inactive program or no program in the specific area

Test Heading	Subtest	Number of Test Takers	Number Passed After One Attempt	Percent Passed After One Attempt	Number Passed After Two Attempts	Percent Passed After Two Attempts	Number Passed After Three or more Attempts	Percent Passed After Three or more Attempts
Elementary Education	Multiple Subjects: Mathematics	41	37	90%	0	0%	4	10%
	Multiple Subjects: Science	41	30	73%	0	0%	11	27%
	Multiple Subjects: Social Studies	41	32	78%	0	0%	9	22%
English Language Arts	English Language Arts	*	*	*	*	*	*	*
Mathematics	Mathematics	13	11	85%	0	0%	2	15%
Performing Arts	Performing Arts	*	*	*	*	*	*	*
Sciences	Sciences	7	7	100%	0	0%	0	0%
Social Studies	Social Studies	*	*	*	*	*	*	*

Program Approval & Accreditation

Programs Are Approved **Yes**
 Programs Are Accredited **Yes**

Nationally Recognized Programs

Class B Music Education National Association for Schools of Music

Number of Class B Certificates Earned

91

Educator Preparation Institutional Report Card
 Performance on Required Content Knowledge and Pedagogy
 The University of Alabama at Birmingham - Bachelor's - IN ED Praxis Content Tests

* - Information not reported for less than five test takers
 X - Either an inactive program or no program in the specific area

Test Heading	Subtest	Number of Test Takers	Number Passed After One Attempt	Percent Passed After One Attempt	Number Passed After Two Attempts	Percent Passed After Two Attempts	Number Passed After Three or more Attempts	Percent Passed After Three or more Attempts
Early Childhood Education	Early Childhood Education	12	12	100%	0	0%	0	0%
	Teaching Reading	12	10	83%	0	0%	2	17%
Elementary Education	Multiple Subjects: Reading	41	36	88%	0	0%	5	12%
	Teaching of Reading	41	36	88%	0	0%	5	12%
Health/Physical Education	Health/Physical Education	*	*	*	*	*	*	*

Program Approval & Accreditation

Programs Are Approved	Yes
Programs Are Accredited	Yes

Nationally Recognized Programs

Class B	Music Education	National Association for Schools of Music
---------	-----------------	---

Number of Class B Certificates Earned

91

Educator Preparation Institutional Report Card
 Performance on Required Content Knowledge and Pedagogy
 The University of Alabama at Birmingham - Bachelor's - edTPA

* - Information not reported for less than five test takers

X - Either an inactive program or no program in the specific area

Test Heading	Subtest	Number of Test Takers	Number Passed After One Attempt	Percent Passed After One Attempt	Number Passed After Two Attempts	Percent Passed After Two Attempts	Number Passed After Three or more Attempts	Percent Passed After Three or more Attempts
Early Childhood Education	Early Childhood Education	*	*	*	*	*	*	*
Elementary Education	Elementary Education	41	40	98%	0	0%	1	2%
English Language Arts	English Language Arts	*	*	*	*	*	*	*
Health/Physical Education	Health/Physical Education	*	*	*	*	*	*	*
Mathematics	Mathematics	14	13	93%	0	0%	1	7%
Performing Arts	Performing Arts	*	*	*	*	*	*	*
Sciences	Sciences	7	7	100%	0	0%	0	0%
Social Studies	Social Studies	*	*	*	*	*	*	*

Program Approval & Accreditation

Programs Are Approved **Yes**
 Programs Are Accredited **Yes**

Nationally Recognized Programs

Class B Music Education National Association for Schools of Music

Number of Class B Certificates Earned

91

Educator Preparation Institutional Report Card
 Performance on Required Content Knowledge and Pedagogy
 The University of Alabama at Birmingham - Alternative Master's - Principles of Teaching and Learning

* - Information not reported for less than five test takers
 X - Either an inactive program or no program in the specific area

Test Heading	Subtest	Number of Test Takers	Number Passed After One Attempt	Percent Passed After One Attempt	Number Passed After Two Attempts	Percent Passed After Two Attempts	Number Passed After Three or more Attempts	Percent Passed After Three or more Attempts
English for Speakers of Other Languages	English for Speakers of Other Languages	*	*	*	*	*	*	*
English Language Arts	English Language Arts	*	*	*	*	*	*	*
Special Education	Special Education	*	*	*	*	*	*	*

Program Approval & Accreditation

Programs Are Approved **Yes**
 Programs Are Accredited **Yes**

Number of Class A Certificates Earned

56

Nationally Recognized Programs

Class A	English for Speakers of Other Languages	International Association of Teachers of English to Speakers of Other Languages
	Music Education	National Association for Schools of Music
	School Counselor	Council for Accreditation of Counseling and Related Educational Programs
	Visual Arts	National Association of Schools of Art and Design

Educator Preparation Institutional Report Card
 Performance on Required Content Knowledge and Pedagogy
 The University of Alabama at Birmingham - Alternative Master's - IN ED Praxis Content Tests

* - Information not reported for less than five test takers
 X - Either an inactive program or no program in the specific area

Test Heading	Subtest	Number of Test Takers	Number Passed After One Attempt	Percent Passed After One Attempt	Number Passed After Two Attempts	Percent Passed After Two Attempts	Number Passed After Three or more Attempts	Percent Passed After Three or more Attempts
Elementary Education	Multiple Subjects: Reading	5	4	80%	0	0%	1	20%
	Teaching of Reading	5	5	100%	0	0%	0	0%
Health/Physical Education	Health/Physical Education	*	*	*	*	*	*	*
Special Education	Core Knowledge/ Application	8	8	100%	0	0%	0	0%
	Early Childhood Education	*	*	*	*	*	*	*
	Multiple Subjects: Reading	*	*	*	*	*	*	*

Program Approval & Accreditation

Programs Are Approved **Yes**
 Programs Are Accredited **Yes**

Number of Class A Certificates Earned

56

Nationally Recognized Programs

Class A	English for Speakers of Other Languages	International Association of Teachers of English to Speakers of Other Languages
	Music Education	National Association for Schools of Music
	School Counselor	Council for Accreditation of Counseling and Related Educational Programs
	Visual Arts	National Association of Schools of Art and Design

Educator Preparation Institutional Report Card
 Performance on Required Content Knowledge and Pedagogy
 The University of Alabama at Birmingham - Alternative Master's - NOT IN ED Praxis Content Tests

* - Information not reported for less than five test takers
 X - Either an inactive program or no program in the specific area

Test Heading	Subtest	Number of Test Takers	Number Passed After One Attempt	Percent Passed After One Attempt	Number Passed After Two Attempts	Percent Passed After Two Attempts	Number Passed After Three or more Attempts	Percent Passed After Three or more Attempts
Elementary Education	Multiple Subjects: Mathematics	5	5	100%	0	0%	0	0%
	Multiple Subjects: Science	5	5	100%	0	0%	0	0%
	Multiple Subjects: Social Studies	5	5	100%	0	0%	0	0%
English for Speakers of Other Languages	English for Speakers of Other Languages	*	*	*	*	*	*	*
English Language Arts	English Language Arts	9	9	100%	0	0%	0	0%
Languages Other than English	Languages Other than English	*	*	*	*	*	*	*
Mathematics	Mathematics	*	*	*	*	*	*	*
Performing Arts	Performing Arts	*	*	*	*	*	*	*
Sciences	Sciences	8	4	50%	0	0%	4	50%
Social Studies	Social Studies	9	9	100%	0	0%	0	0%
Special Education	Multiple Subjects: Mathematics	5	4	80%	0	0%	1	20%
	Multiple Subjects: Science	5	4	80%	0	0%	1	20%
	Multiple Subjects: Social Studies	5	5	100%	0	0%	0	0%

Program Approval & Accreditation

Programs Are Approved **Yes**
 Programs Are Accredited **Yes**

Nationally Recognized Programs

Class A English for Speakers of Other Languages International Association of Teachers of English to Sepakers ..
 Music Education National Association for Schools of Music
 School Counselor Council for Accreditation of Counseling and Related Educatio..
 Visual Arts National Association of Schools of Art and Design

Number of Class A Certificates Earned

56

Educator Preparation Institutional Report Card
 Performance on Required Content Knowledge and Pedagogy
 The University of Alabama at Birmingham - Alternative Master's - edTPA

* - Information not reported for less than five test takers
 X - Either an inactive program or no program in the specific area

Test Heading	Subtest	Number of Test Takers	Number Passed After One Attempt	Percent Passed After One Attempt	Number Passed After Two Attempts	Percent Passed After Two Attempts	Number Passed After Three or more Attempts	Percent Passed After Three or more Attempts
Elementary Education	Elementary Education	5	4	80%	0	0%	1	20%
English for Speakers of Other Languages	English for Speakers of Other Languages	*	*	*	*	*	*	*
English Language Arts	English Language Arts	9	9	100%	0	0%	0	0%
Health/Physical Education	Health/Physical Education	*	*	*	*	*	*	*
Languages Other than English	Languages Other than English	*	*	*	*	*	*	*
Mathematics	Mathematics	*	*	*	*	*	*	*
Performing Arts	Performing Arts	*	*	*	*	*	*	*
Sciences	Sciences	8	8	100%	0	0%	0	0%
Social Studies	Social Studies	9	9	100%	0	0%	0	0%
Special Education	Special Education	7	6	86%	0	0%	1	14%

Program Approval & Accreditation

Programs Are Approved **Yes**
 Programs Are Accredited **Yes**

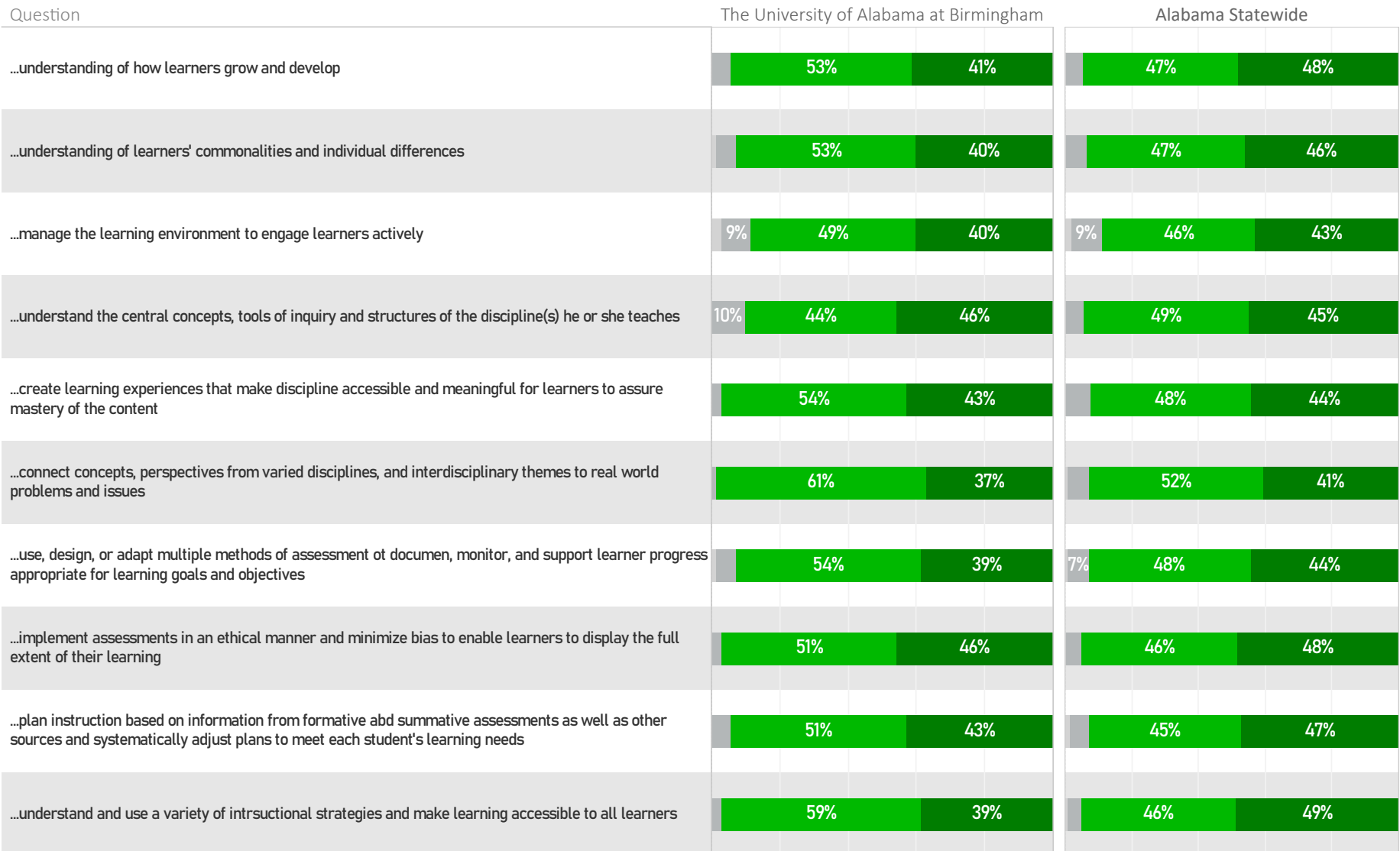
Number of Class A Certificates Earned

56

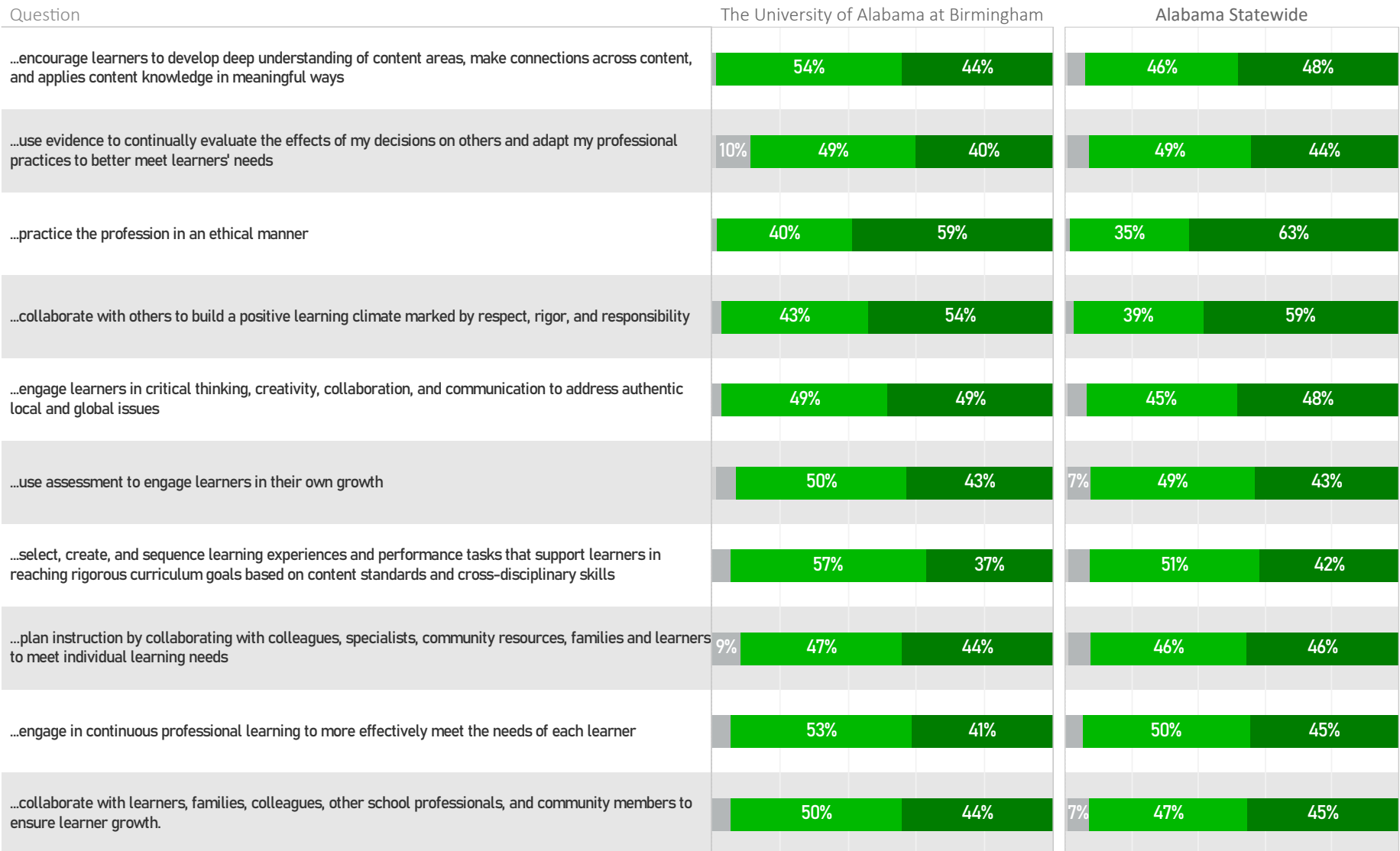
Nationally Recognized Programs

Class A English for Speakers of Other Languages.. International Association of Teachers of English to Sepakers ..
 Music Education National Association for Schools of Music
 School Counselor Council for Accreditation of Counseling and Related Educatio..
 Visual Arts National Association of Schools of Art and Design

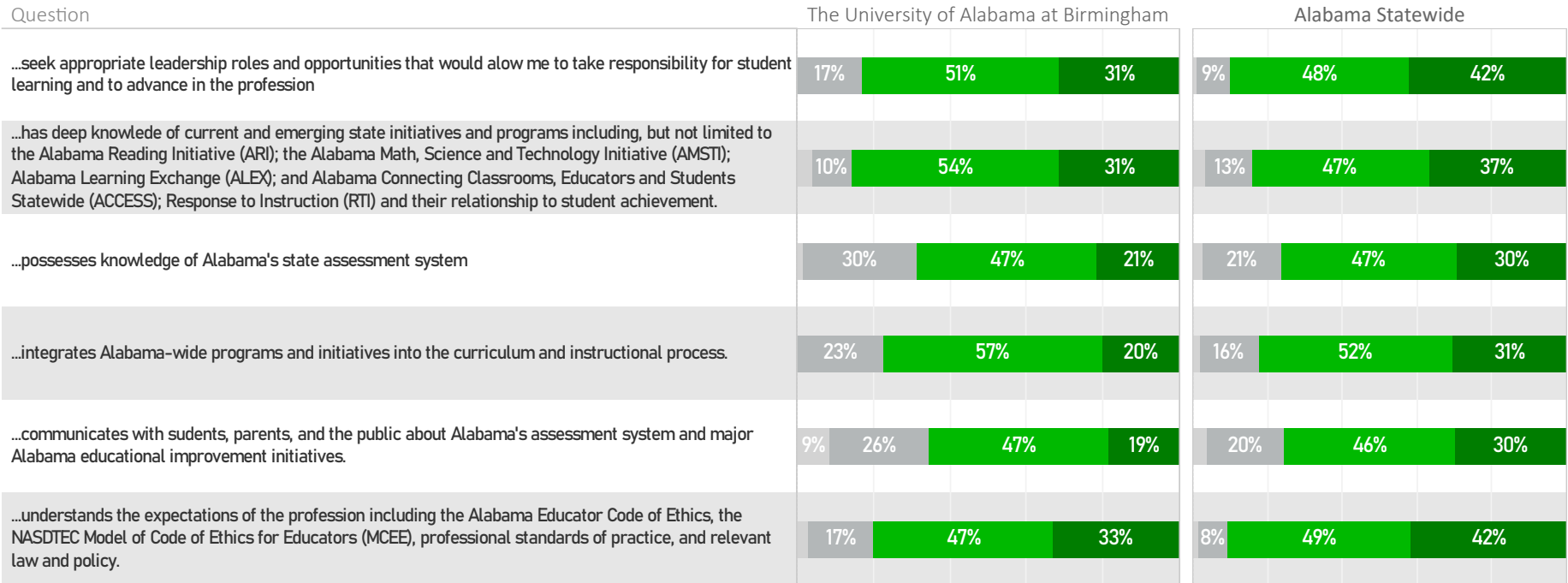
Responses to the First-Year Teacher Survey created by the
Alabama Association of Colleges for Teacher Education
The University of Alabama at Birmingham - Teacher Response



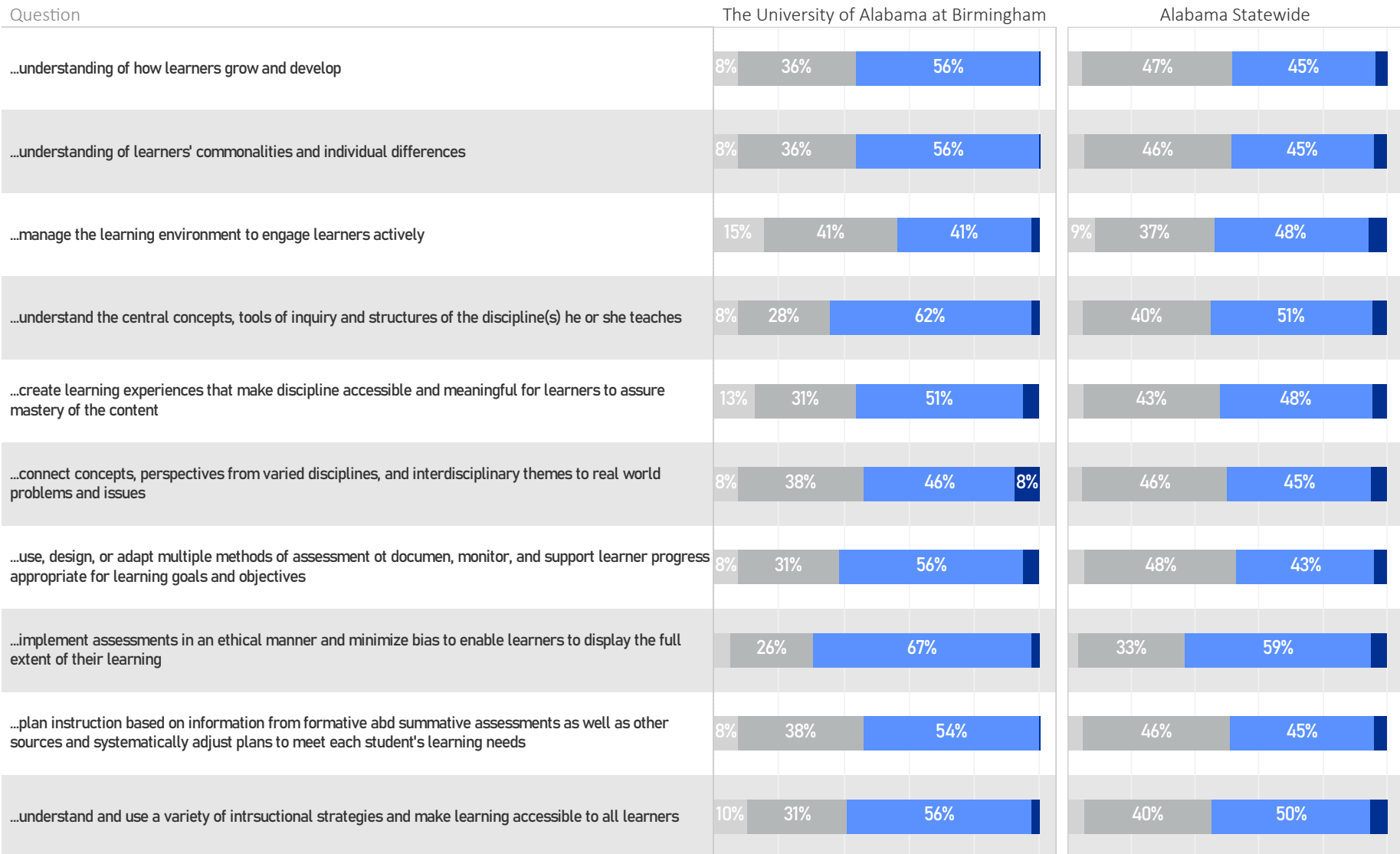
Responses to the First-Year Teacher Survey created by the
Alabama Association of Colleges for Teacher Education
The University of Alabama at Birmingham - Teacher Response



Responses to the First-Year Teacher Survey created by the
Alabama Association of Colleges for Teacher Education
The University of Alabama at Birmingham - Teacher Response

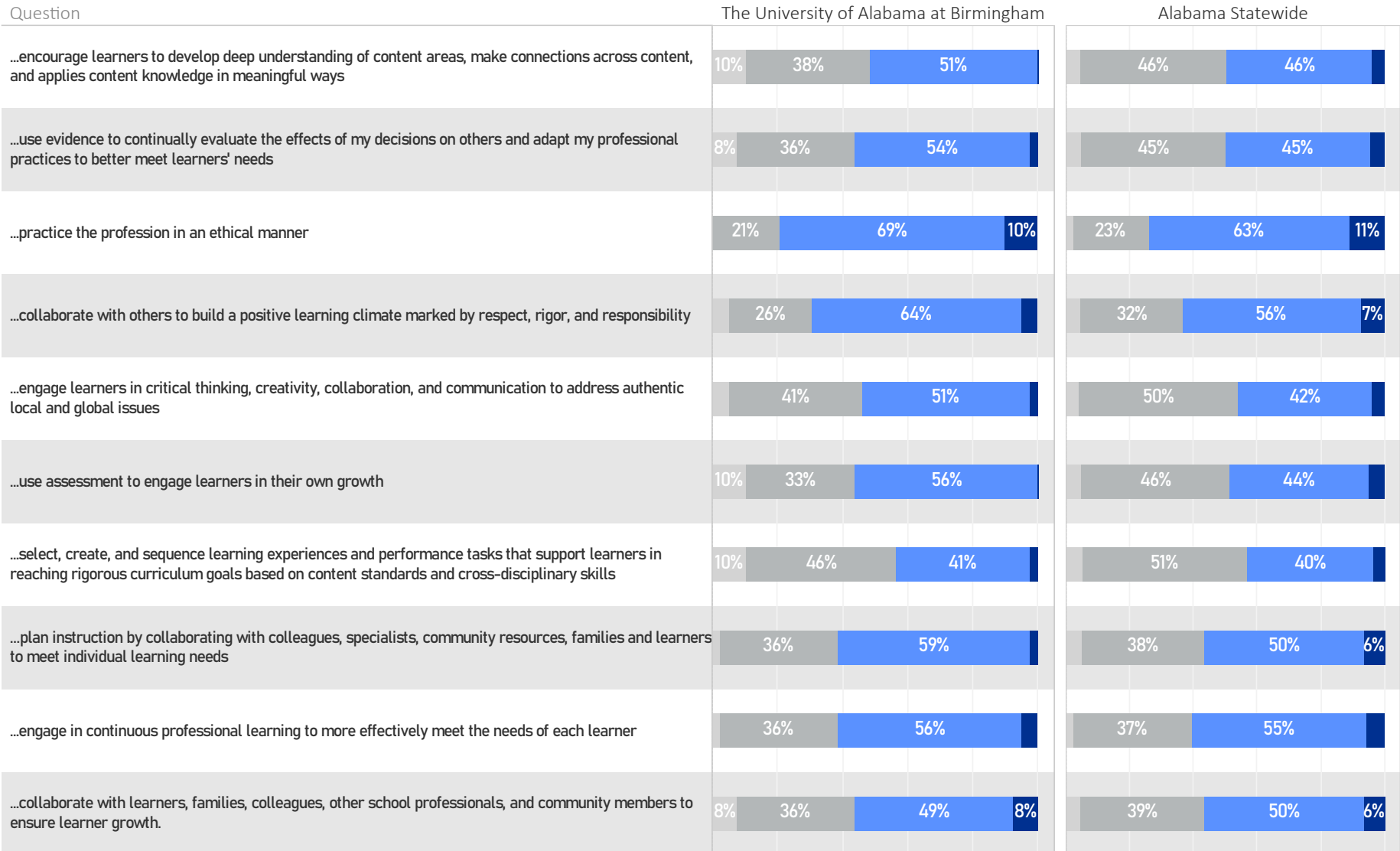


Responses to the First-Year Teacher Survey created by the Alabama Association of Colleges for Teacher Education
The University of Alabama at Birmingham - Employer Response

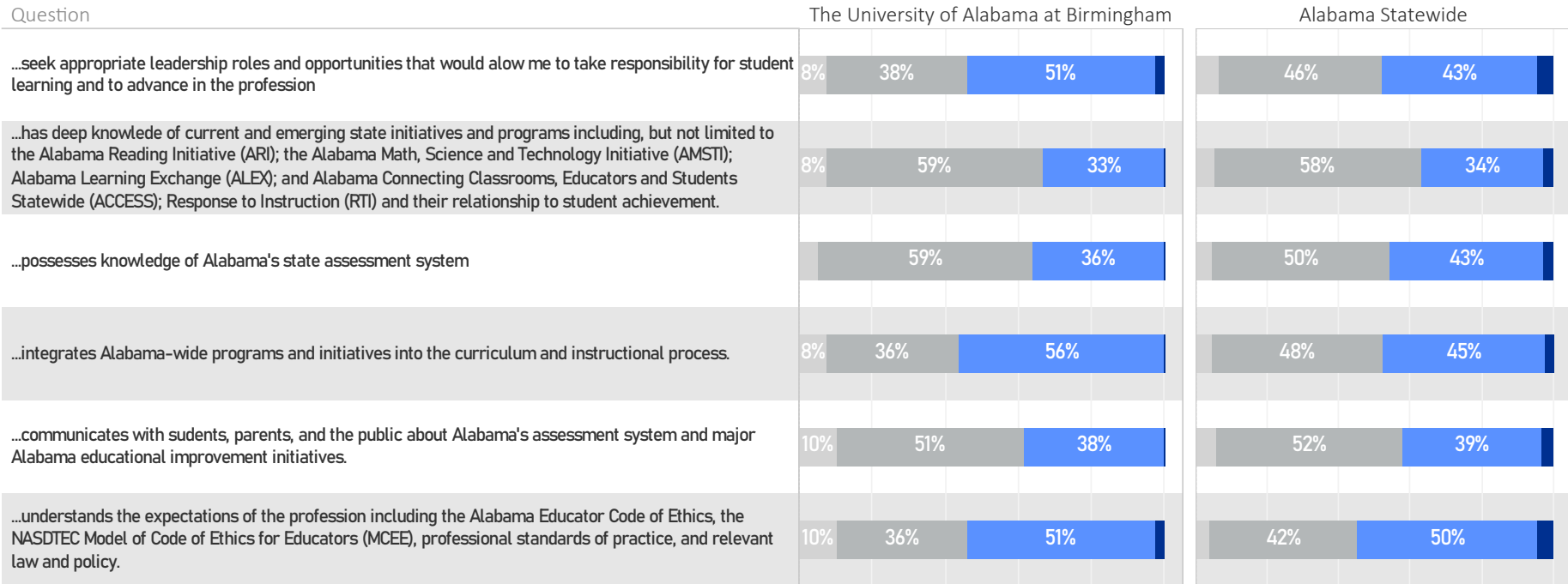


Responses to the First-Year Teacher Survey created by the
Alabama Association of Colleges for Teacher Education
The University of Alabama at Birmingham - Employer Response

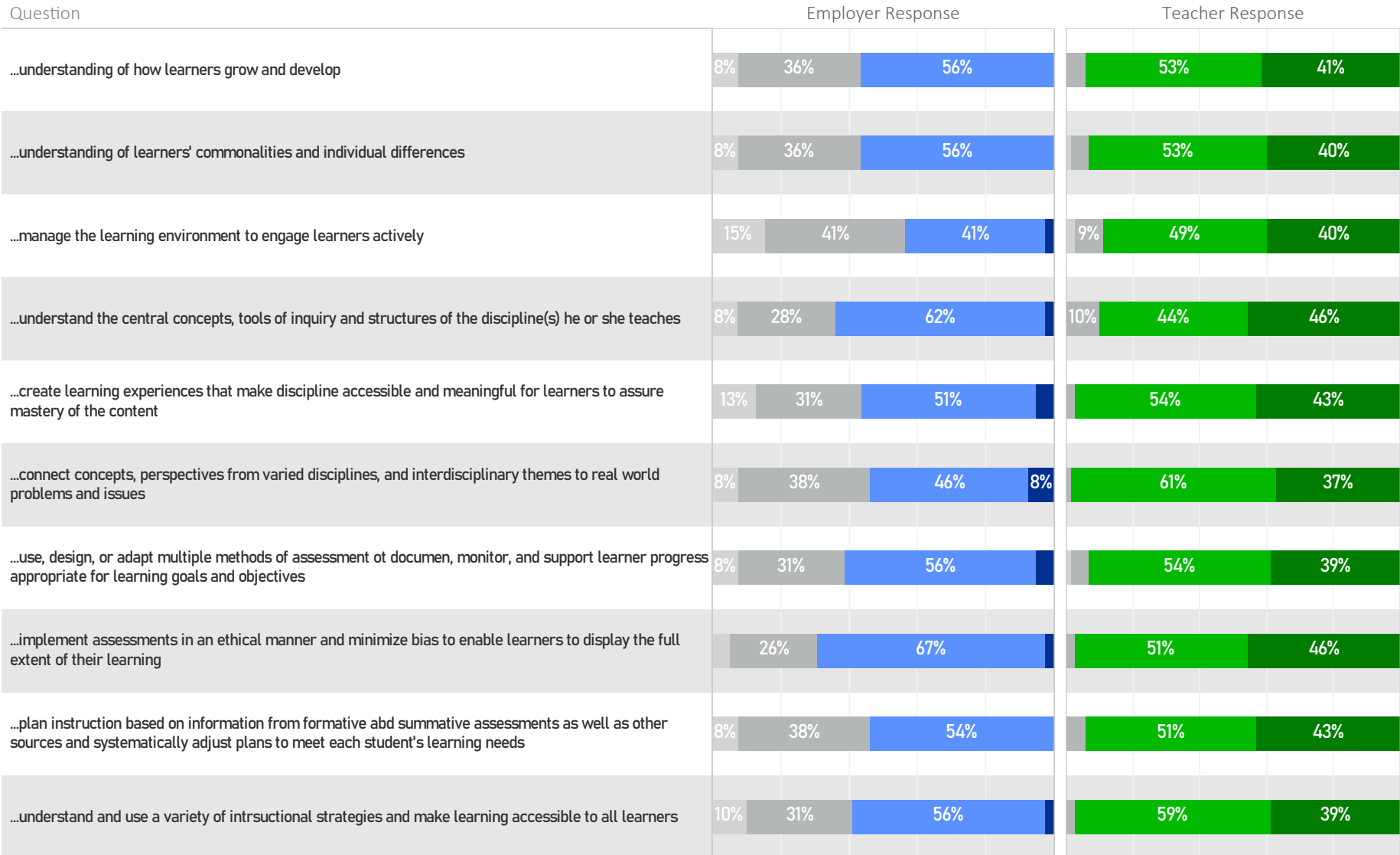
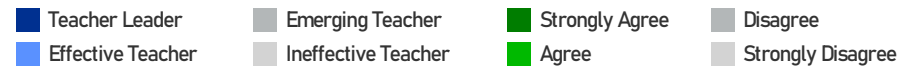
Teacher Leader Emerging Teacher
Effective Teacher Ineffective Teacher



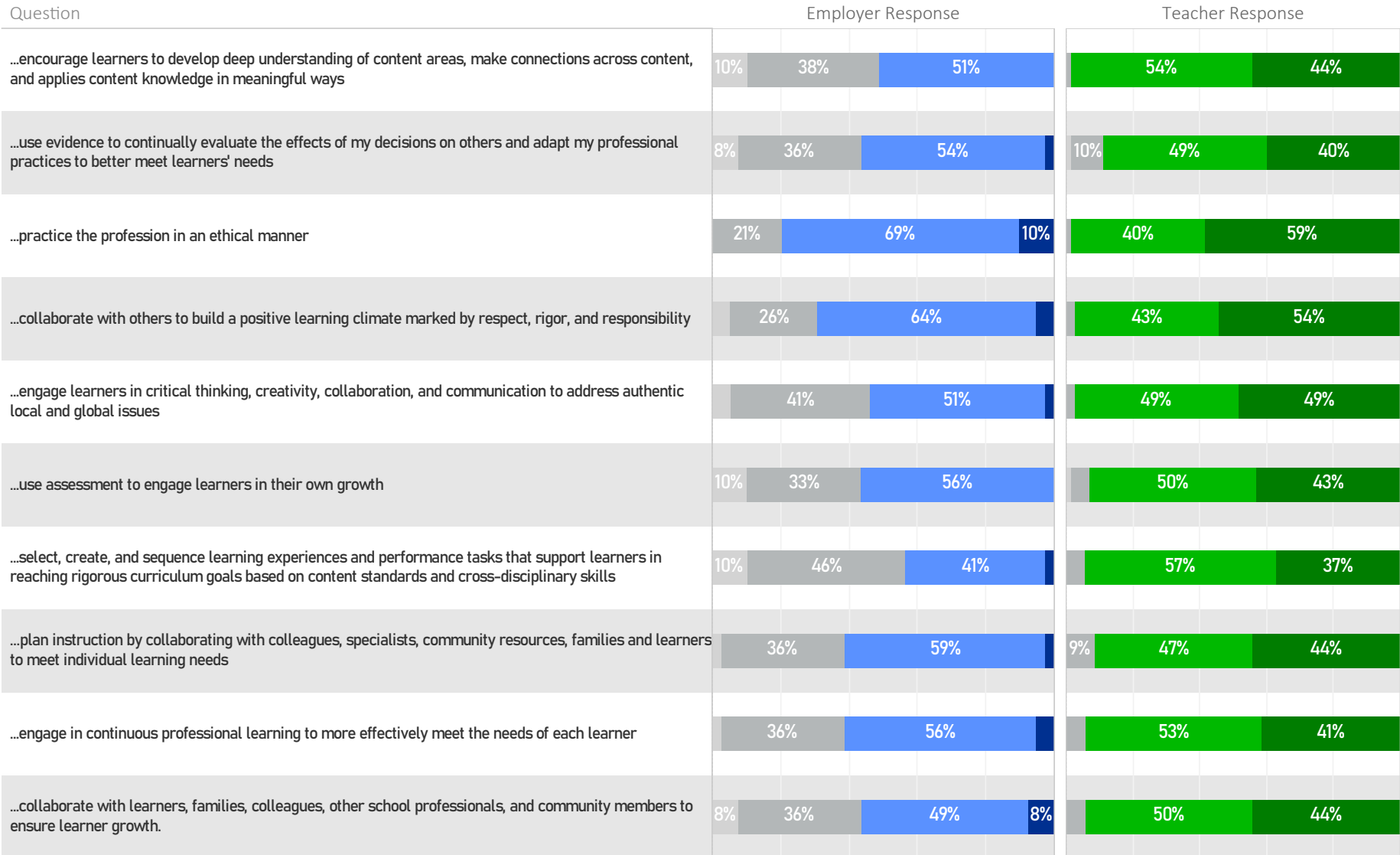
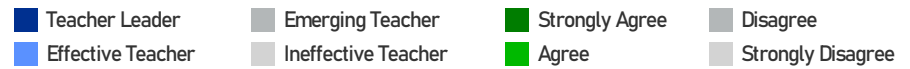
Responses to the First-Year Teacher Survey created by the
Alabama Association of Colleges for Teacher Education
The University of Alabama at Birmingham - Employer Response



Responses to the First-Year Teacher Survey created by the
Alabama Association of Colleges for Teacher Education
The University of Alabama at Birmingham - Employer and Teacher Responses



Responses to the First-Year Teacher Survey created by the
Alabama Association of Colleges for Teacher Education
The University of Alabama at Birmingham - Employer and Teacher Responses



Responses to the First-Year Teacher Survey created by the
 Alabama Association of Colleges for Teacher Education
 The University of Alabama at Birmingham - Employer and Teacher Responses

